

National Marine Dredging Company
(Public Shareholding Company)

Consolidated financial statements

31 December 2014

Registered address:
P O Box 3649
Abu Dhabi
United Arab Emirates

National Marine Dredging Company
(Public Shareholding Company)

Consolidated financial statements

| <i>Contents</i> | <i>Page</i> |
|--|-------------|
| Independent auditors' report | 1 - 2 |
| Consolidated statement of profit or loss and other comprehensive income | 3 |
| Consolidated statement of financial position | 4 |
| Consolidated statement of changes in equity | 5 - 6 |
| Consolidated statement of cash flows | 7 |
| Notes to the consolidated financial statements | 8 - 36 |
| Directors' report | |
| Chairman's statement | |



KPMG Lower Gulf Limited
P.O.Box 7613
Abu Dhabi
United Arab Emirates

Telephone +971 (2) 401 4800
Fax +971 (2) 632 7612
Website www.ae-kpmg.com

Independent auditors' report

The Shareholders
National Marine Dredging Company
(Public Shareholding Company)
Abu Dhabi, United Arab Emirates

We have audited the accompanying consolidated financial statements of National Marine Dredging Company (Public Shareholding Company) ("the Company") and its subsidiaries (collectively referred to as "the Group"). These consolidated financial statements comprise the consolidated statement of financial position as at 31 December 2014, and the consolidated statements of profit or loss and other comprehensive income, changes in equity and cash flows for the year then ended, and notes, comprising a summary of significant accounting policies and other explanatory information.

Management's responsibility for the consolidated financial statements

Management is responsible for the preparation and fair presentation of these consolidated financial statements in accordance with International Financial Reporting Standards, the relevant Articles of Association of the Company and the UAE Federal Law No. 8 of 1984 (as amended) and for such internal control as management determines is necessary to enable the preparation of financial statements that are free from material misstatement, whether due to fraud or error.

Auditors' responsibility

Our responsibility is to express an opinion on these consolidated financial statements based on our audit. We conducted our audit in accordance with International Standards on Auditing. Those standards require that we comply with relevant ethical requirements and plan and perform the audit to obtain reasonable assurance about whether the consolidated financial statements are free from material misstatement.

An audit involves performing procedures to obtain audit evidence about the amounts and disclosures in the consolidated financial statements. The procedures selected depend on our judgement, including the assessment of the risks of material misstatement of the consolidated financial statements, whether due to fraud or error. In making those risk assessments, we consider internal control relevant to the entity's preparation and fair presentation of the consolidated financial statements in order to design audit procedures that are appropriate in the circumstances, but not for the purpose of expressing an opinion on the effectiveness of the entity's internal control. An audit also includes evaluating the appropriateness of accounting policies used and the reasonableness of accounting estimates made by management, as well as evaluating the overall presentation of the consolidated financial statements.

We believe that the audit evidence we have obtained is sufficient and appropriate to provide a basis for our audit opinion.

Basis for qualified conclusion

As discussed in note 14 to the consolidated financial statements, management has recognised revenue and unbilled receivables on projects wherein formal agreements have not been signed for significant periods of time. As at 31 December 2014, unbilled receivables relating to unsigned contracts and signed contracts, net of amounts subsequently invoiced or collected, and amounts recognised on variation orders under negotiation as described in the emphasis of matter paragraph below, amounted to AED 419,143 thousand and AED 708,171 thousand respectively. These amounts relate to transactions with the Government of Abu Dhabi, its departments, or other related parties. The absence of signed contracts and the significant delays in billing and collection casts doubts on the recoverability of these amounts.

Opinion


In our opinion, the consolidated financial statements present fairly, in all material respects, the consolidated financial position of the Group as at 31 December 2014, and its consolidated financial performance and its consolidated cash flows for the year then ended in accordance with International Financial Reporting Standards.

Emphasis of matter

Without further qualifying our opinion, as stated in note 14, management has recognised revenue amounting to AED 600 million on variation orders. While the customer has acknowledged the claims, the amount of the claims is still under negotiation. The finalisation of such negotiations could have a significant impact on the amount of revenue recognised and receivables booked.

Report on other legal and regulatory requirements

As required by the UAE Federal Law No. 8 of 1984 (as amended), we further confirm that we have obtained all information and explanations necessary for our audit; the consolidated financial statements comply, in all material respects, with the applicable requirements of the UAE Federal Law (8) of 1984 (as amended) and the Articles of Association of the Company; that proper financial records have been kept by the Group; a physical count of inventories was carried out by the management in accordance with established principles; and the contents of the Directors' report and the Chairman's statement which relate to these consolidated financial statements are in agreement with the Group's financial records. We are not aware of any violation of the above mentioned Law and the Articles of Association having occurred during the year ended 31 December 2014, which may have had a material adverse effect on the business of the Group or its financial position.



Munther Dajani
Registration No.268

14 APR 2015

National Marine Dredging Company
(Public Shareholding Company)

Consolidated statement of profit or loss and other comprehensive income
for the year ended 31 December

| | <i>Note</i> | 2014 AED'000 | 2013 AED'000 |
|---|-------------|-------------------------------|-----------------|
| Contract revenue | | 1,629,204 | 2,546,029 |
| Contract costs | 6 | (1,419,218) | (2,263,483) |
| Gross profit | | 209,986 | 282,546 |
| Other income | 7 | 52,904 | 23,626 |
| Administrative expenses | 8 | (93,835) | (88,728) |
| Provision for impairment of financial assets | 14 | (31,315) | - |
| Provision for liquidation of bank guarantees | 33 | (13,264) | - |
| Provision for slow moving and obsolete inventories | 13 | (4,771) | - |
| Provision for impairment of investment | 15, 16 | (2,500) | - |
| Results from operating activities | | 117,205 | 217,444 |
| Net finance expense | 9 | (27,735) | (10,686) |
| Profit for the year | | 89,470 | 206,758 |
| Other comprehensive income | | | |
| Fair value gain / (loss) on interest rate swap | 19 | 84 | (227) |
| Fair value (loss) / gain on available- for-sale financial assets | 15 | (63) | 925 |
| Cumulative translation adjustment | | (30) | - |
| Total comprehensive income for the year | | 89,461 | 207,456 |
| Earnings per share | | | |
| Basic and diluted earnings per share (AED) | 10 | 0.36 | 0.91 |

The notes set out on pages 8 to 36 form an integral part of these consolidated financial statements.


The independent auditors' report is set out on pages 1 and 2.


National Marine Dredging Company
(Public Shareholding Company)


Consolidated statement of financial position
as at 31 December

| | Note | 2014 AED'000 | 2013 AED'000 |
|---|------|------------------|------------------|
| Non-current assets | | | |
| Property, plant and equipment | 11 | 1,295,453 | 1,404,958 |
| Goodwill and other intangible assets | 12 | 52,989 | 53,785 |
| Total non-current assets | | 1,348,442 | 1,458,743 |
| Current assets | | | |
| Inventories | 13 | 248,570 | 249,008 |
| Trade and other receivables | 14 | 3,083,984 | 3,131,741 |
| Available-for-sale financial assets | 15 | 7,992 | 9,305 |
| Financial assets at fair value through profit or loss | 16 | 26,817 | 38,282 |
| Cash and cash equivalents | 17 | 146,442 | 212,275 |
| Total current assets | | 3,513,805 | 3,640,611 |
| Current liabilities | | | |
| Advances from customers | 18 | 211,595 | 48,514 |
| Trade and other payables | 19 | 647,235 | 768,793 |
| Provision for employees' end of service benefits | 20 | 75,672 | 77,549 |
| Dividends payable | 21 | 31,992 | 30,612 |
| Loans and borrowings (current portion) | 23 | 405,115 | 422,612 |
| Total current liabilities | | 1,371,609 | 1,348,080 |
| Net current assets | | 2,142,196 | 2,292,531 |
| Non-current liabilities | | | |
| Loans and borrowings (non-current portion) | 23 | 135,768 | 410,865 |
| Total non-current liabilities | | 135,768 | 410,865 |
| Net assets | | 3,354,870 | 3,340,409 |
| Represented by: | | | |
| Share capital | 24 | 250,000 | 227,849 |
| Share premium | 25 | 341,500 | 190,205 |
| Additional share capital | 25 | - | 173,446 |
| Reserves | 26 | 746,763 | 735,696 |
| Proposed dividend | 27 | - | 75,000 |
| Retained earnings | | 2,016,607 | 1,938,213 |
| Total equity | | 3,354,870 | 3,340,409 |

These consolidated financial statements were approved and authorised for issue by the Board of Directors on 14 APR 2015 and signed on their behalf by:



Mohamed Thani-Murshed
Al Rumaithi
Chairman


Yasser Nasr Zaghoul
Chief Executive Officer


Gautam V. Pradhan
Chief Financial Officer

The notes set out on pages 8 to 36 form an integral part of these consolidated financial statements.

The independent auditors' report is set out on pages 1 and 2.



National Marine Dredging Company
(Public Shareholding Company)

Consolidated statement of changes in equity
for the year ended 31 December

| | Share capital AED'000 <i>(note 24)</i> | Additional share capital AED'000 <i>(note 25)</i> | Share premium AED'000 <i>(note 25)</i> | Reserves AED'000 <i>(note 26)</i> | Proposed dividend AED'000 <i>(note 27)</i> | Retained earnings AED'000 | Total AED'000 |
|--|---|--|---|---|---|---------------------------------|------------------|
| At 1 January 2013 | 227,849 | - | 190,205 | 734,998 | 113,924 | 1,806,455 | 3,073,431 |
| Total comprehensive income for the year | | | | | | | |
| Profit for the year | - | - | - | - | - | 206,758 | 206,758 |
| Other comprehensive income | | | | | | | |
| Change in fair value of available -for-sale financial assets | - | - | - | 925 | - | - | 925 |
| Fair value loss on interest rate swap | - | - | - | (227) | - | - | (227) |
| Total comprehensive income for the year | - | - | - | 698 | - | 206,758 | 207,456 |
| Transactions with owners, recorded directly in equity | | | | | | | |
| Contributions by and distributions to owners | | | | | | | |
| Additional share capital | - | 173,446 | - | - | - | - | 173,446 |
| Dividends | - | - | - | - | (113,924) | - | (113,924) |
| Proposed dividends for 2013 | - | - | - | - | 75,000 | (75,000) | - |
| At 31 December 2013 | <u>227,849</u> | <u>173,446</u> | <u>190,205</u> | <u>735,696</u> | <u>75,000</u> | <u>1,938,213</u> | <u>3,340,409</u> |

... continued

National Marine Dredging Company
(Public Shareholding Company)

Consolidated statement of changes in equity *(continued)*
for the year ended 31 December

| | Share capital AED'000 <i>(note 24)</i> | Additional share capital AED'000 <i>(note 25)</i> | Share premium AED'000 <i>(note 25)</i> | Reserves AED'000 <i>(note 26)</i> | Proposed dividend AED'000 <i>(note 27)</i> | Retained earnings AED'000 | Total AED'000 |
|--|---|--|---|---|---|---------------------------------|------------------|
| At 1 January 2014 | 227,849 | 173,446 | 190,205 | 735,696 | 75,000 | 1,938,213 | 3,340,409 |
| Total comprehensive income for the year | | | | | | | |
| Profit for the year | - | - | - | - | - | 89,470 | 89,470 |
| Transfer to legal reserve | - | - | - | 11,076 | - | (11,076) | - |
| Other comprehensive income | | | | | | | |
| Change in fair value of available -for-sale financial assets | - | - | - | (63) | - | - | (63) |
| Fair value gain on interest rate swap | - | - | - | 84 | - | - | 84 |
| Cumulative translation adjustment | - | - | - | (30) | - | - | (30) |
| Total comprehensive income for the year | - | - | - | 11,067 | - | 78,394 | 89,461 |
| <i>Transactions with owners, recorded directly in equity</i> | | | | | | | |
| Contributions by and distributions to owners | | | | | | | |
| Additional share capital | 22,151 | (173,446) | 151,295 | - | - | - | - |
| Dividends | - | - | - | - | (75,000) | - | (75,000) |
| At 31 December 2014 | 250,000 | - | 341,500 | 746,763 | - | 2,016,607 | 3,354,870 |

The notes set out on pages 8 to 36 form an integral part of these consolidated financial statements.

National Marine Dredging Company
(Public Shareholding Company)

Consolidated statement of cash flows
for the year ended 31 December

| | Note | 2014 AED'000 | 2013 AED'000 |
|---|------|------------------|------------------|
| Cash flows from operating activities: | | | |
| Profit for the year | | 89,470 | 206,758 |
| <i>Adjustments for:</i> | | | |
| Depreciation | 11 | 182,067 | 205,642 |
| Amortisation of intangibles | | 796 | 796 |
| Interest expense | 9 | 18,774 | 26,606 |
| Gain on disposal of property, plant and equipment | 7 | (7,450) | (6,276) |
| Fair value loss / (gain) on financial assets at fair value through profit or loss | 16 | 11,465 | (13,883) |
| Dividend income | 9 | (1,254) | (2,037) |
| Provision for employees' end of service benefits | 20 | 11,874 | 18,094 |
| | | <u>305,742</u> | <u>435,700</u> |
| Employees' end of service benefits paid | 20 | (13,751) | (23,301) |
| | | <u>291,991</u> | <u>412,399</u> |
| Changes in: | | | |
| - inventories | 13 | 438 | 3,277 |
| - trade and other receivables | 14 | 47,757 | (194,408) |
| - advance from customers | 18 | 163,081 | (167,849) |
| - trade and other payables | 19 | (120,224) | (150,057) |
| | | <u>383,043</u> | <u>(96,638)</u> |
| Net cash from / (used in) operating activities | | | |
| Cash flows from investing activities: | | | |
| Acquisition of property, plant and equipment | 11 | (77,374) | (278,061) |
| Proceeds from disposal of property, plant and equipment | | 12,262 | 7,649 |
| Dividend received | 9 | 1,254 | 2,037 |
| | | <u>(63,858)</u> | <u>(268,375)</u> |
| Net cash used in investing activities | | | |
| Cash flows from financing activities | | | |
| (Repayment of) / proceeds from loans | 23 | (292,594) | 375,477 |
| Proceeds from additional share capital | 25 | - | 173,446 |
| Dividend paid | 21 | (73,620) | (124,266) |
| Interest paid | 9 | (18,774) | (26,606) |
| Payment of finance lease | 23 | - | (84,862) |
| | | <u>(384,988)</u> | <u>313,189</u> |
| Net cash (used in) / from financing activities | | | |
| Net decrease in cash and cash equivalents | | | |
| Cash and cash equivalents at 1 January | 17 | 212,275 | 264,099 |
| Cumulative translation adjustment | | (30) | - |
| | | <u>146,442</u> | <u>212,275</u> |
| Cash and cash equivalents at 31 December | | | |

The notes set out on pages 8 to 36 form an integral part of these consolidated financial statements.

The independent auditors' report is set out on pages 1 and 2.

National Marine Dredging Company

(Public Shareholding Company)

Notes to the consolidated financial statements

1 Legal status and principal activities

National Marine Dredging Company (the “Company”) is a public shareholding company incorporated in the Emirate of Abu Dhabi. The Company was incorporated by Law No. (10) of 1979, as amended by Decrees No. (3) and (9) of 1985 issued by His Highness Sheikh Khalifa Bin Zayed Al Nahyan, who was then the Deputy Ruler of the Emirates of Abu Dhabi. The registered address of the Company is P O Box 3649, Abu Dhabi, United Arab Emirates.

The Company is primarily engaged in the execution of dredging contracts and associated land reclamation works in the territorial waters of the United Arab Emirates (“UAE”), principally under the directives of the Government of Abu Dhabi (“the Government”), a major shareholder and other countries in the Middle East and India.

These consolidated financial statements, include the financial performance and position of the Company and it’s below mentioned subsidiaries (collectively referred to as “the Group”).

| Subsidiary | Country of incorporation and operation | Share of equity % | | Principal activity |
|---|--|-------------------|------|--|
| | | 2014 | 2013 | |
| Emarat Europe Fast Building Technology System Factory L.L.C (“Emarat Europe”) | UAE | 100 | 100 | Manufacturing and supply of precast concrete |
| National Marine Dredging Company (Industrial) | UAE | 100 | 100 | Manufacturing of steel pipes and steel pipe fittings; holding of investments in Group subsidiaries. |
| ADEC Engineering Consultancy L.L.C | UAE | 100 | 100 | Consultancy services in the field of civil, architectural, drilling and marine engineering along with related laboratory services. |
| National Marine Dredging Co S.P.C. | Qatar | 100 | - | Dredging and associated land reclamation works, drilling & deepening of waterways and ports & marine installation works. |
| Abu Dhabi Marine Dredging Co S.P.C. | Bahrain | 100 | - | Excavation, offshore reclamation contracts, and services for developing water installations for marine facilities, and excavation contracts. |
| National Marine and Infrastructure India Private Limited | India | 100 | - | Dredging and associated land reclamation works, civil engineering, port contracting, and marine construction. |

National Marine Dredging Company

(Public Shareholding Company)

Notes to the consolidated financial statements

2 Basis of preparation

(a) Statement of compliance

The consolidated financial statements have been prepared in accordance with International Financial Reporting Standards (IFRSs) and comply where appropriate, with the Articles of Association of the Company and the requirements of the UAE Federal Law No. 8 of 1984 (as amended).

(b) Basis of measurement

The consolidated financial statements have been prepared on the historical cost basis, except for financial assets at fair value through statement of profit or loss, available-for-sale financial assets and derivative financial instruments that are measured at fair value.

(c) Functional and presentation currency

These consolidated financial statements are presented in UAE Dirhams ("AED"), which is the Group's functional and reporting currency. All financial information presented in AED is rounded to the nearest thousands, except when otherwise indicated.

(d) Use of estimates and judgements

The preparation of the consolidated financial statements in conformity with IFRS requires management to make judgements, estimates and assumptions that affect the application of accounting policies and the reported amounts of assets, liabilities, income and expenses. Actual results may differ from these estimates.

Estimates and underlying assumptions are reviewed on an ongoing basis. Revisions to accounting estimates are recognised in the period in which the estimates are revised and in any future periods affected.

In particular, information about significant areas of estimation uncertainty and critical judgements in applying accounting policies that have the most significant effect on the amounts recognised in the consolidated financial statements are discussed in note 30.

3 Significant accounting policies

The accounting policies set out below have been applied consistently to all periods presented in these consolidated financial statements, and have been applied consistently by the Group entities.

(a) Basis of consolidation

IFRS 10 governs the basis for consolidation where it establishes a single control model that applies to all entities including special purpose entities or structured entities.

The definition of control is such that an investor controls an investee when it is exposed, or has rights, to variable returns from its involvement with the investee and has the ability to affect those returns through its power over the investee. To meet the definition of control in IFRS 10, all three criteria must be met, including:

- (a) the investor has power over an investee;
- (b) the investor has exposure to, or rights, to variable returns from its involvement with the investee; and
- (c) the investor has the ability to use its power over the investee to affect the amount of the investor's returns.

National Marine Dredging Company

(Public Shareholding Company)

Notes to the consolidated financial statements

3 Significant accounting policies *(continued)*

(a) *Basis of consolidation (continued)*

Subsidiaries

Subsidiaries are investees that are controlled by the Group. The Group controls the investee if it meets the control criteria. The Group reassesses whether it has control if, there are changes to one or more of the elements of control. This includes circumstances in which protective rights held become substantive and lead to the Group having power over an investee. The financial statements of subsidiaries are included in these consolidated financial statements from the date that control commences until the date that control ceases.

Adjustments are made to the figures reported by subsidiaries, when necessary, to align them with the policies adopted by the Group.

Loss of control

When the Group loses control over a subsidiary, it derecognises the assets and liabilities of the subsidiary, and any related non-controlling interest ("NCI") and other components of equity. Any resulting gain or loss is recognised in profit or loss. Any interest retained in the former subsidiary is measured at fair value when control is lost.

Transactions eliminated on consolidation

Intra-group balances and transactions, and any unrealised income and expenses arising from intra-group transactions are eliminated in preparing the consolidated financial statements. Unrealised losses are eliminated in the same way as unrealised gains, but only to the extent that there is no evidence of impairment.

Business combination

The acquisition method of accounting is used to account for the acquisition of subsidiaries by the Group. The cost of an acquisition is measured as the fair value of the assets given, equity instruments issued and liabilities incurred or assumed at the date of exchange, together with the fair value of any contingent consideration payable.

The excess of the consideration transferred, the amount of any non-controlling interest in the acquiree and the acquisition-date fair value of any previous equity interest in the acquiree over the fair value of the Group's share of the identifiable net assets acquired is recorded as goodwill. If this is less than the fair value of the net assets of the subsidiary acquired in the case of a bargain purchase, the difference is recognised directly in the consolidated statement of profit or loss.

(b) *Revenue*

Contract revenue

Contract revenue comprises revenue from execution of contracts relating to dredging activities and associated land reclamation works. Contract revenue includes the initial amount agreed in the contract plus any variations in contract work, and incentive payments, to the extent that it is probable that they will result in revenue, they can be measured reliably and will be approved by the customers. Claims not agreed with customers are not recognised until such time as they have been accepted. Contract revenue also includes revenue from securing the award of significant projects for dredging and reclamation works. These amounts are recognised when all significant service obligations arising from the related services have been discharged.

If the outcome of a construction contract can be estimated reliably, contract revenue is recognised in statement of profit or loss in proportion to the stage of completion of the contract. Based on the method that most reliably measures the actual work performed on each contract, the stage of completion is determined either on the basis of surveys of work performed or in the proportion of the contract costs incurred for work performed to date as compared to the estimated total contract costs. Losses on contracts are assessed on an individual contract basis and a provision is recorded for the full amount of any anticipated losses, including losses relating to future work on a contract, in the period in which the loss is first foreseen.

National Marine Dredging Company

(Public Shareholding Company)

Notes to the consolidated financial statements

3 Significant accounting policies (continued)

(b) *Revenue (continued)*

Contract revenue (continued)

In case of contracts, where revenue is recognised on the basis of surveys of work performed, revenue is measured by applying contractual rates, or the minimum recoverable rates expected, to the actual quantities dredged or the related works performed. Revenue is adjusted subsequently based on final customer approval if rates approved are different from those originally used.

(c) *Foreign currencies*

Transactions in foreign currencies are translated to AED at exchange rates at the dates of the transactions. Monetary assets and liabilities denominated in foreign currencies at the reporting date are retranslated to AED at the exchange rate at that date.

The foreign currency gain or loss on monetary items is the difference between the amortised cost in AED at the beginning of the year, adjusted for effective interest and payments during the period and the amortised cost in foreign currency translated at the exchange rate at the end of the year.

Non-monetary assets and liabilities that are measured in terms of historical cost in a foreign currency are retranslated using the exchange rate at the date of the transaction. Non-monetary assets and liabilities denominated in foreign currencies that are measured at fair value are retranslated to AED at the exchange rate at the date that the fair value was determined. Foreign currency differences arising on translation are recognised in statement of profit or loss, except for the exchange differences arising on the retranslation of available for sale equity instruments and qualifying cash flow hedges to the extent the hedge is effective, which are recognised in other comprehensive income.

(d) *Finance income and expenses*

Finance income

Finance income comprises interest income on funds invested, dividend income and changes in the fair value of financial assets at fair value through profit or loss. Interest income is recognised as it accrues in statement of profit or loss. Dividend income is recognised in statement of profit or loss on the date that the Group's right to receive payment is established, which in the case of quoted securities is the ex-dividend date.

Finance expenses

Finance costs comprise interest expense on borrowings and changes in fair value of financial assets at fair value through profit or loss.

Borrowing costs that are not directly attributable to the acquisition, construction or production of a qualifying asset are recognised in statement of profit or loss using the effective interest method.

Foreign currency gains and losses on financial assets and financial liabilities are reported on a net basis as either finance income or finance cost depending on whether foreign currency movements are in a net gain or net loss position.

(e) *Property, plant and equipment*

Recognition and measurement

Items of property, plant and equipment are measured at cost less accumulated depreciation and accumulated impairment losses, if any.

Cost includes expenditure that is directly attributable to the acquisition of the asset. The cost of self-constructed assets include the cost of materials and direct labour, any other costs directly attributable to bringing the asset to a working condition for its intended use, capitalised borrowing costs and when the Group has obligation to remove the asset, an estimate of the costs of dismantling and removing the items and restoring the site on which they are located. Purchased software that is integral to the functionality of the related equipment is capitalised as part of that equipment.

National Marine Dredging Company

(Public Shareholding Company)

Notes to the consolidated financial statements

3 Significant accounting policies (continued)

(e) **Property, plant and equipment (continued)**
Recognition and measurement (continued)

When parts of an item of property, plant and equipment have different useful lives, they are accounted for as separate items of property, plant and equipment.

Any gain or loss on disposal of an item of property, plant and equipment is determined by comparing the proceeds from disposal with the carrying amount of that item and is recognised in statement of profit or loss.

Subsequent costs

The cost of replacing a part of an item of property, plant and equipment is recognised in the carrying amount of the item if it is probable that the future economic benefits embodied within the part will flow to the Group and its cost can be measured reliably. Vessel overhaul and dry-docking costs are capitalised as a separate component of dredgers when incurred. The costs of day to day servicing of property, plant and equipment are recognised in statement of profit or loss as incurred.

Depreciation

Depreciation is recognised in statement of profit or loss on a straight-line basis over the estimated useful lives of each part of an item of property, plant and equipment. Vessel overhaul and dry docking costs are depreciated over the period up to next dry docking, which is generally four years. The estimated useful lives for other items of property plant and equipment for the current and comparative years are as follows:

| | <i>Years</i> |
|---|--------------|
| Building and base facilities | 25 |
| Dredgers | 5 - 25 |
| Support vessels, boosters and pipelines | 1 - 10 |
| Plant, machinery and motor vehicles | 2 - 15 |
| Office equipment and furniture | 3 - 5 |

Depreciation methods, useful lives and residual values, are reviewed at each reporting date and adjusted if appropriate.

Items of property, plant and equipment are depreciated from the date that they are installed and are ready for use, or in respect of internally constructed assets, from the date that the asset is completed and ready for use.

During 2013, management reassessed the useful lives and the residual values of the major items of property, plant and equipment and based on such a reassessment, determined that the estimated useful lives of marine and earth moving equipment needs to be revised. As a result of this reassessment, the estimated useful lives of marine equipment were revised from 4 - 20 years to 5 - 25 years and those on earth moving equipment were revised from 3 - 4 years to 4 - 6 years. In addition, a residual value of 5% has been taken into consideration. Accordingly, depreciation for the previous year has been recognised based on the remaining net book value and the remaining useful lives of the assets. As a result of this change in estimate depreciation expense for the current year is lower by AED 66 million (2013: AED 70 million).

Capital work in progress

The Group capitalises all costs relating to the construction of tangible fixed assets as capital work-in-progress, up to the date of completion of the asset. Such costs are transferred from capital work-in-progress to the appropriate asset category upon completion, and are depreciated over their estimated useful economic lives from the date of such completion.

National Marine Dredging Company

(Public Shareholding Company)

Notes to the consolidated financial statements

3 Significant accounting policies *(continued)*

(f) Goodwill and other intangible assets

Goodwill

Goodwill that arises on the acquisition of subsidiaries is presented as intangible assets. The Group measures goodwill at the acquisition date as:

- the fair value of the consideration transferred; plus
- the recognised amount of any non-controlling interests in the acquiree; plus
- if the business combination is achieved in stages, the fair value of the pre-existing equity interest in the acquiree; less
- the net recognised amount (generally fair value) of the identifiable assets acquired and liabilities assumed.

When the excess is negative, a bargain purchase gain is recognised immediately in statement of profit or loss. The consideration transferred does not include amounts related to the settlement of pre-existing relationships. Such amounts are generally recognised in statement of profit or loss. Transaction costs, other than those associated with the issue of debt or equity securities, that the Group incurs in connection with a business combination are expensed as incurred.

Goodwill is measured at cost less accumulated impairment losses.

Other intangible assets

Other intangible assets that are acquired by the Group have finite useful lives and are measured at cost less accumulated amortisation and any accumulated impairment losses. The estimated useful lives of these assets is 24 years.

Subsequent expenditure

Subsequent expenditure is capitalised only when it increases the future economic benefits embodied in the specific asset to which it relates. All other expenditure, including expenditure on internally generated goodwill and brands, is recognised in statement of profit or loss as incurred.

(g) Inventories

Inventories comprise stores and consumable spares and are measured at the lower of cost and net realisable value. The costs of inventories are based on the weighted average method, and include expenditure incurred in acquiring the inventories and other costs incurred in bringing them to their existing location and condition.

Net realisable value is the estimated selling price in the ordinary course of business, less selling expenses.

Provision for slow moving and obsolete inventories is established based on expected usage as assessed by management.

(h) Financial instruments

Non-derivative financial instruments comprise trade and other receivables, available for sale financial assets, financial assets at fair value through profit or loss, cash and cash equivalents, loans and borrowings, trade and other payables, and dividend payable.

i) Non-derivative financial assets

The Group initially recognises loans and receivables and deposits on the date that they are originated. All other financial assets (including assets designated at fair value through statement of profit or loss) are recognised initially on the trade date at which the Group becomes a party to the contractual provisions of the instrument.

The Group derecognises a financial asset when the contractual rights to the cash flows from the asset expire, or it transfers the rights to receive the contractual cash flows in a transaction in which substantially all the risks and rewards of ownership of the financial asset are transferred.

National Marine Dredging Company

(Public Shareholding Company)

Notes to the consolidated financial statements

3 Significant accounting policies (continued)

(h) Financial instruments (continued)

i) Non-derivative financial assets (continued)

Any interest in such transferred financial assets that is created or retained by the Group is recognised as a separate asset or liability.

Financial assets and liabilities are offset and the net amount presented in the consolidated statement of financial position when, and only when, the Group has a legal right to offset the amounts and intends either to settle on a net basis or to realise the asset and settle the liability simultaneously.

Financial assets are categorised as financial assets at fair value through profit or loss, loans and receivables and available for sale.

Financial assets at fair value through profit or loss

A financial asset is classified at fair value through profit or loss if it is classified as held for trading or is designated as such upon initial recognition. Financial assets are designated at fair value through profit or loss if the Group manages such investments and makes purchase and sale decisions based on their fair value in accordance with the Group's documented risk management or investment strategy. Upon initial recognition attributable transaction costs are recognised in statement of profit or loss as incurred.

Financial assets at fair value through profit or loss are measured at fair value, and changes therein, which takes in to account any dividend income, are recognised in statement of profit or loss. Financial assets designated as at fair value through profit or loss comprise equity securities that otherwise would have been classified as available for sale.

Loans and receivables

Loans and receivables are financial assets with fixed or determinable payments that are not quoted in an active market. Such assets are recognised initially at fair value plus any directly attributable transaction costs. Subsequent to initial recognition, loans and receivables are measured at amortised cost using the effective interest method, less any impairment losses.

Loans and receivables comprise cash and cash equivalents, and trade and other receivables.

Unbilled receivables

Unbilled receivables, included in trade and other receivables, represent amounts relating to work performed which is yet to be billed to customers. Unbilled receivables are measured by applying the contracted or minimum recoverable rates expected, to the actual quantities dredged or the related works performed.

Cash and cash equivalents

Cash and cash equivalents comprise balance in hand and at banks in current and deposit accounts with maturities of three months or less from the acquisition date that are subject to an insignificant risk of changes in their fair value, and are used by the Group in the management of its short-term commitments.

Available for sale financial assets

Available for sale financial assets are non-derivative financial assets that are designated as available for sale or that is not classified in any of the previous categories. The Group's investments in equity securities are classified as available for sale financial assets. Available for sale financial assets are recognised initially at fair value plus any directly attributable transaction costs. Subsequent to initial recognition, they are measured at fair value and changes therein, other than impairment losses and foreign currency differences on available-for sale equity instruments, are recognised in other comprehensive income and presented within equity in the fair value reserve. When an investment is derecognised, the cumulative gain or loss in other comprehensive income is transferred to profit or loss.

National Marine Dredging Company

(Public Shareholding Company)

Notes to the consolidated financial statements

3 Significant accounting policies *(continued)*

(h) Financial instruments (continued)

ii) Non-derivative financial liabilities

The Group classifies non-derivative financial liabilities into other financial liabilities. All other financial liabilities are recognised initially on the trade date, which is the date that the Group becomes a party to the contractual provisions of the instrument. Other financial liabilities are recognised initially at fair value less any directly attributable transaction costs. Subsequent to initial recognition, these financial liabilities are measured at amortised cost using the effective interest method. The Group derecognises a financial liability when its contractual obligations are discharged, cancelled or expire.

iii) Derivative financial instruments and hedge accounting

The Group holds derivative financial instruments to hedge its interest rate risk exposure. Derivatives are recognised initially at fair value; any directly attributable transaction costs are recognised in statement of profit or loss as they are incurred. Subsequent to initial recognition, derivatives are measured at fair value, and changes therein are generally recognised in profit or loss.

(i) Impairment

Financial assets

A financial asset not carried at fair value through profit or loss is assessed at each reporting date to determine whether there is any objective evidence that it is impaired. A financial asset is considered to be impaired if objective evidence indicates that one or more events have occurred after the initial recognition of the asset, and that loss had a negative effect on the estimated future cash flows of that asset.

Financial assets measured at amortised cost

The Group considers evidence of impairment at both a specific and collective level. All individually significant assets are assessed for specific impairment. All individually significant assets found not to be specifically impaired are then collectively assessed for any impairment that has been incurred but not yet identified. Assets that are not individually significant are collectively assessed for impairment by grouping together financial assets with similar risk characteristics.

An impairment loss in respect of a financial asset measured at amortised cost is calculated as the difference between its carrying amount and the present value of the estimated future cash flows discounted at the asset's original effective interest rate. Losses are recognised in statement of profit or loss and reflected in an allowance account against loans and receivables. Interest on the impaired asset continues to be recognised. When an event occurring after the impairment was recognised causes the amount of impairment loss to decrease, the decrease in impairment loss is reversed through statement of profit or loss.

National Marine Dredging Company

(Public Shareholding Company)

Notes to the consolidated financial statements

3 Significant accounting policies *(continued)*

(i) *Impairment (continued)*

Financial assets (continued)

Available-for-sale financial assets

Impairment losses on available-for-sale financial assets are recognised by reclassifying the losses accumulated in the fair value reserve in equity to profit or loss. The cumulative loss that is reclassified from equity to profit or loss is the difference between the acquisition cost, net of any principal repayment and amortisation, and the current fair value, less any impairment loss recognised previously in statement of profit or loss. Changes in cumulative impairment losses attributable to application of the effective interest method are reflected as a component of interest income. If, in a subsequent period, the fair value of an impaired available for sale debt security increases and the increase can be related objectively to an event occurring after the impairment loss was recognised, then the impairment loss is reversed, with the amount of the reversal recognised in statement of profit or loss. However, any subsequent recovery in the fair value of an impaired available-for-sale equity security is recognised in other comprehensive income.

Non-financial assets

The carrying amounts of the Group's non-financial assets, excluding inventory, are reviewed at each reporting date to determine whether there is any indication of impairment. If any such indication exists then the asset's recoverable amount is estimated. Goodwill is tested annually for impairment. Intangible assets with finite useful lives are assessed for indicators of impairment at each reporting period. An impairment loss is recognised if the carrying amount of an asset or cash-generating unit (CGU) exceeds its recoverable amount. An impairment loss is recognised in statement of profit or loss if the carrying amount of an asset exceeds its recoverable amount.

The recoverable amount of an asset or cash generating unit (CGU) is the greater of its value in use and its fair value less costs to sell. In assessing value in use, the estimated future cash flows are discounted to their present value using a discount rate that reflects current market assessments of the time value of money and the risks specific to the asset or CGU.

For the purpose of impairment testing, assets are grouped together into the smallest group of assets that generates cash inflows from continuing use that are largely independent of the cash inflows of other assets or CGUs. For impairment testing, assets are grouped together into the smallest group of assets that generates cash inflows from continuing use that are largely independent of the cash inflows of other assets or CGUs. Subject to an operating segment ceiling test, CGUs to which goodwill has been allocated are aggregated so that the level at which impairment testing is performed reflects the lowest level at which goodwill is monitored for internal reporting purposes. Goodwill acquired in a business combination is allocated to groups of CGUs that are expected to benefit from the synergies of the combination.

Impairment losses are recognised in statement of profit or loss. Impairment losses recognised in respect of CGUs are allocated first to reduce the carrying amount of any goodwill allocated to the CGU (group of CGUs), and then to reduce the carrying amounts of the other assets in the CGU (group of CGUs) on a pro rata basis.

Impairment losses recognised in prior periods are assessed at each reporting date for any indications that the loss has decreased or no longer exists. An impairment loss in respect of goodwill is not reversed. For other assets, an impairment loss is reversed if there has been a change in the estimates used to determine the recoverable amount. An impairment loss is reversed only to the extent that the asset's carrying amount does not exceed the carrying amount that would have been determined, net of depreciation or amortisation, if no impairment loss had been recognised.

National Marine Dredging Company

(Public Shareholding Company)

Notes to the consolidated financial statements

3 Significant accounting policies (continued)

(j) Provision for staff terminal benefits

The Group provides end of service benefits to its employees. The entitlement to these benefits is based upon the employees' final salary and length of service, subject to the completion of a minimum service period. The expected costs of these benefits are accrued over the period of employment.

Monthly pension contributions are made in respect of UAE National employees, who are covered by the Law No. 2 of 2000. The pension fund is administered by the Government of Abu Dhabi, Finance Department, represented by the Abu Dhabi Retirement Pensions and Benefits Fund.

(k) Lease

Leased assets

Assets held by the Group under leases which transfer to the Group substantially all of the risks and rewards of ownership are classified as finance leases. On initial recognition, the leased asset is measured at an amount equal to the lower of its fair value and the present value of the minimum lease payments. Subsequent to initial recognition, the asset is accounted for in accordance with the accounting policy applicable to that asset.

Assets held under other leases are classified as operating leases and are not recognised in the Group's consolidated statement of financial position.

Lease payments

Payments made under operating leases are recognised in statement of profit or loss on a straight-line basis over the term of the lease. Lease incentives received are recognised as an integral part of the total lease expense, over the term of the lease.

Minimum lease payments made under finance leases are apportioned between the finance expense and the reduction of the outstanding liability. The finance expense is allocated to each period during the lease term so as to produce a constant periodic rate of interest on the remaining balance of the liability.

Determining whether an arrangement contains a lease

At inception of an arrangement, the Group determines whether such an arrangement is or contains a lease. This will be the case if the following two criteria are met:

- the fulfilment of the arrangement is dependent on the use of a specific asset or assets; and
- the arrangement contains a right to use the assets.

(l) Dividend expense

Dividend expense is recognised as a liability in the period in which the dividends are approved by the Company's shareholders and are recognised as distributions within equity.

(m) Provisions

A provision is recognised if, as a result of a past event, the Group has a present legal or constructive obligation that can be estimated reliably, and it is probable that an outflow of economic benefits will be required to settle the obligation.

National Marine Dredging Company

(Public Shareholding Company)

Notes to the consolidated financial statements

3 Significant accounting policies *(continued)*

(n) New standards and interpretations not adopted

A number of new standards, amendments to standards and interpretations are not yet effective for the year ended 31 December 2014, and have not been applied in preparing these consolidated financial statements.

IFRS - 15 Revenue from contracts with customer: establishes a comprehensive framework for determining whether, how much and when revenue is recognised. It replaces existing revenue recognition guidance, including IAS 18 Revenue, IAS 11 Construction Contracts and IFRIC Customer Loyalty Programmes. IFRS 15 is effective for annual periods beginning on or after 1 January 2017, with early adoption permitted.

IFRS 9, published in July 2014, replaces the existing guidance in IAS 39 Financial Instruments: Recognition and Measurement. IFRS 9 includes revised guidance on the classification and measurement of financial instruments, including a new expected credit loss model for calculating impairment on financial assets, and the new general hedge accounting requirements. It also carries forward the guidance on recognition and derecognition of financial instruments from IAS 39. IFRS 9 is effective for annual period beginning on or after 1 January 2018. However, early application of IFRS 9 is permitted.

The Group is assessing the potential impact of this standards on its consolidated financial statements.

4 Determination of fair values

A number of the Group's accounting policies and disclosures require the determination of fair value, for both financial and non-financial assets and liabilities. Fair values have been determined for measurement and / or disclosure purposes based on the methods disclosed in note 28(d).

5 Financial risk management

Overview

The Group has exposure to the following risks from its use of financial instruments:

- Credit risk
- Liquidity risk
- Market risk

This note presents information about the Group's exposure to each of the above risks, the Group's objectives, policies and processes for measuring and managing risk, and the Group's management of capital. Further quantitative disclosures are included throughout these consolidated financial statements.

The Board of Directors has overall responsibility for the establishment and oversight of the Group's risk management framework and is responsible for developing and monitoring the Group's risk management policies.

The Group's risk management policies are established to identify and analyse the risks faced by the Group, to set appropriate risk limits and controls, and to monitor risks and adherence to limits. Risk management policies and systems are reviewed regularly to reflect changes in market conditions and the Group's activities. The Group, through its training and management standards and procedures, aims to maintain a disciplined and constructive control environment in which all employees understand their roles and obligations.

The Group's Audit Committee oversees how management monitors compliance with the Group's risk management policies and procedures, and reviews the adequacy of the risk management framework in relation to the risks faced by the Group. The Group's Audit Committee is assisted in its oversight role by Internal Audit. Internal Audit undertakes both regular and ad hoc reviews of risk management controls and procedures, the results of which are reported to the Audit Committee.

National Marine Dredging Company

(Public Shareholding Company)

Notes to the consolidated financial statements

5 Financial risk management (continued)

Overview (continued)

(i) Credit risk

Credit risk is the risk of financial loss to the Group if a customer or counterparty to a financial instrument fails to meet its contractual obligations, and arises principally from the Group's receivables from customers.

Trade and other receivables

The Group's exposure to credit risk is influenced mainly by the individual characteristics of each customer. During 2014, approximately 69% (2013: 78%) of the Group's revenue was attributable to sales transactions with Government of Abu Dhabi and the departments associated with it, a major shareholder of the Company (refer note 22). The Group establishes an allowance for impairment that represents its estimate of incurred losses in respect of trade and other receivables. The main component of this allowance is specific loss component that relates to individually significant exposures.

Investments

The Group limits its exposure to credit risk by only investing in liquid securities and only with counterparties that have a good credit rating. Given these high credit ratings, management does not expect any counterparty to fail to meet its obligations.

Cash and cash equivalents

The Group held cash and cash equivalents of AED 145,445 thousand at 31 December 2014 (2013: AED 211,416 thousand), which represents its maximum credit exposure on these assets. The cash and cash equivalents are held with the reputable banks.

(ii) Liquidity risk

Liquidity risk is the risk that the Group will encounter difficulty in meeting obligations associated with its financial liabilities that are settled by delivering cash or another financial asset. The Group's approach to managing liquidity is to ensure, as far as possible, that it will always have sufficient liquidity to meet its liabilities when due, under both normal and stressed conditions, without incurring unacceptable losses or risking damage to the Group's reputation.

(iii) Market risk

Market risk is the risk that changes in market prices, such as foreign exchange rates, interest rates and equity prices will affect the Group's income or the value of its holdings of financial instruments. The objective of market risk management is to manage and control market risk exposures within acceptable parameters, while optimising the return.

Currency risk

Currency risk is limited as the Group's transactions are principally denominated in AED and USD. The stability of the rate of exchange of the AED to the US Dollar has been maintained since November 1980.

Interest rate risk

Interest rate risk is the risk that arises from timing difference in the maturity and re-pricing of Group's interest bearing assets and liabilities. The Group's interest rate risk arises primarily from borrowings, bank overdrafts and deposits held as security by the bank. Borrowings issued at variable rates expose the Group to cash flow interest rate risk.

Other market price risk

Equity price risk arises from available for sale equity securities. Management of the Group monitors the equity securities in its investment portfolio based on market indices. Material investments within the portfolio are managed on an individual basis and all buy and sell decisions are approved by the Board of Directors. The primary goal of the Group's investment strategy is to maximise investment returns. In accordance with this strategy certain investments are designated at fair value through profit or loss because their performance is actively monitored and they are managed on a fair value basis.

National Marine Dredging Company
(Public Shareholding Company)

Notes to the consolidated financial statements

5 Financial risk management *(continued)*

(iv) Capital management

The Board's policy is to maintain a strong capital base so as to maintain investor, creditor and market confidence and to sustain future development of the business. The Board of Directors monitors the return on capital, which the Company defines as net operating income divided by total shareholders' equity. The Board of Directors also monitors the level of dividends to ordinary shareholders. Other than certain requirements of the UAE Federal Law No. 8 of 1984, (as amended), which the Company is compliant with, the Company is not subject to externally imposed capital requirements.

6 Contract costs

| | 2014 AED'000 | 2013 AED'000 |
|--|------------------|------------------|
| Cost of operating of dredgers, support craft and boosters | 169,271 | 255,687 |
| Direct project costs | 1,088,682 | 1,885,013 |
| Cost of floating and reclamation areas | 12,359 | 48,577 |
| Cost of consumable stores | 1,821 | 3,742 |
| Other direct operating costs | 147,085 | 70,464 |
| | <u>1,419,218</u> | <u>2,263,483</u> |

7 Other income

| | 2014 AED'000 | 2013 AED'000 |
|--|-----------------|-----------------|
| Gain on disposal of property, plant and equipment | 7,450 | 6,276 |
| Foreign exchange gain / (loss) | 2,822 | (2,117) |
| Insurance claim | 17,708 | 9,698 |
| Miscellaneous income | 24,924 | 9,769 |
| | <u>52,904</u> | <u>23,626</u> |

8 Administrative expenses

| | 2014 AED'000 | 2013 AED'000 |
|--------------|-----------------|-----------------|
| Staff costs | 59,627 | 61,599 |
| Depreciation | 3,691 | 2,784 |
| Others | 30,517 | 24,345 |
| | <u>93,835</u> | <u>88,728</u> |

National Marine Dredging Company
(Public Shareholding Company)

Notes to the consolidated financial statements

9 Net finance expense

| | 2014 AED'000 | 2013 AED'000 |
|---|-----------------|-----------------|
| Fair value (loss) / gain on financial assets at fair value through profit or loss (note 16) | (10,215) | 13,883 |
| Interest expense | (18,774) | (26,606) |
| Dividend income | 1,254 | 2,037 |
| | <u>(27,735)</u> | <u>(10,686)</u> |

10 Earnings per share

Basic earnings per share are calculated by dividing the net profit attributable to shareholders by the weighted average number of ordinary shares outstanding during the year. The weighted average number of ordinary shares outstanding at 31 December 2014 was 246,601,414 shares (31 December 2013: 227,848,502) (also refer to note 24). The weighted average number of potentially dilutive shares outstanding at 31 December 2014 were Nil (31 December 2013: 120,276).

11 Property, plant and equipment

Details of property, plant and equipment are set out in Schedule I on page 36.

Depreciation charge is allocated as follows:

| | 2014 AED'000 | 2013 AED'000 |
|------------------------|-----------------|-----------------|
| Contract costs | 178,106 | 202,858 |
| Administrative expense | 3,961 | 2,784 |
| | <u>182,067</u> | <u>205,642</u> |

12 Goodwill and other intangible assets

| | Goodwill AED'000 | Other intangible assets AED'000 | Total AED'000 |
|---|----------------------|--|----------------------|
| <i>Cost</i> | | | |
| At 1 January 2013 | 36,276 | 19,313 | 55,589 |
| At 31 December 2013 | <u>36,276</u> | <u>19,313</u> | <u>55,589</u> |
| <i>Amortisation and impairment</i> | | | |
| At 1 January 2013 | - | 1,008 | 1,008 |
| Charge for the year | - | 796 | 796 |
| At 31 December 2013 | <u>-</u> | <u>1,804</u> | <u>1,804</u> |
| Carrying amounts at 31 December 2013 | <u><u>36,276</u></u> | <u><u>17,509</u></u> | <u><u>53,785</u></u> |

National Marine Dredging Company
(Public Shareholding Company)

Notes to the consolidated financial statements

12 Goodwill and other intangible assets (continued)

| | Goodwill AED'000 | Other intangible assets AED'000 | Total AED'000 |
|---|---------------------|--|------------------|
| Cost | | | |
| At 1 January 2014 | 36,276 | 19,313 | 55,589 |
| At 31 December 2014 | 36,276 | 19,313 | 55,589 |
| Amortisation and impairment | | | |
| At 1 January 2014 | - | 1,804 | 1,804 |
| Charge for the year | - | 796 | 796 |
| At 31 December 2014 | - | 2,600 | 2,600 |
| Carrying amounts at 31 December 2014 | 36,276 | 16,713 | 52,989 |

Other intangible assets include fair value of operating lease rights amounting to AED 19,101 thousand and customers' order backlog amounting to AED 212 thousand. During the year amortisation on these assets of AED 796 thousand (31 December 2013: AED 796 thousand) was charged to contract cost in statement of profit or loss.

Impairment testing for cash generating units containing goodwill

For the purpose of impairment testing, goodwill is allocated to the precast concrete division. The recoverable amount of the precast concrete CGU (Emarat Europe) was based on its value in use, determined by discounting the future cash flows to be generated from the continuing use of the CGU. The carrying amount of the CGU was determined to be lower than its recoverable amount, therefore no impairment loss was recognised.

Key assumptions used in the calculation of value in use were discount rate, terminal value growth rate and the EBIDTA growth rate. These assumptions were as follows:

2014

| | |
|-----------------------------|----------|
| Discount rate | 14% |
| Terminal value growth rate | 2% |
| Budgeted EBIDTA growth rate | 3% to 8% |

The discount rate was based on the risk-free rate obtained from the yield on 10-year bonds issued by the government in the relevant market and in the same currency as the cash flows, adjusted for a risk premium to reflect both the increase risk of investing in equities generally and the systemic risk of the specific CGU.

13 Inventories

| | 2014 AED'000 | 2013 AED'000 |
|---|-----------------|-----------------|
| Spare parts and consumable stores | 263,762 | 266,319 |
| Raw material | 4,370 | 2,025 |
| Finished goods | 10,535 | 5,990 |
| Less: provision for slow moving and obsolete inventories | (30,097) | (25,326) |
| | 248,570 | 249,008 |

National Marine Dredging Company
(Public Shareholding Company)

Notes to the consolidated financial statements

14 Trade and other receivables

| | 2014 AED'000 | 2013 AED'000 |
|--|-------------------------|-------------------------|
| Trade receivables | 614,626 | 625,944 |
| Less: provision for impairment | (67,989) | (36,674) |
| | <u>546,637</u> | <u>589,270</u> |
| Unbilled receivables (net of provisions) | 2,197,531 | 2,287,668 |
| Deposits and prepayments | 47,288 | 53,159 |
| Other receivables | 292,528 | 201,644 |
| | <u><u>3,083,984</u></u> | <u><u>3,131,741</u></u> |

For details of the Group's credit risk exposure and the movement in the provision for impairment, refer to note 28(a). 68% (31 December 2013: 79%) of the trade receivables balance is receivable from the Government of Abu Dhabi, its departments and other related parties (refer to note 22).

Unbilled receivables include AED 424,088 thousand (31 December 2013: AED 695,990 thousand) recoverable from the Government of Abu Dhabi, out of which AED 72,352 thousand (31 December 2013: AED 295,799 thousand) has been recognised as revenue during the year. This balance of AED 424,088 thousand includes an amount of AED 351,736 thousand (31 December 2013: 302,624), outstanding for periods exceeding one year as at the reporting date. Unbilled receivables also include AED 1,147,474 thousand (31 December 2013: AED 1,574,082 thousand) on signed contracts from various customers, out of which AED 794,538 thousand (31 December 2013: AED 2,112,593 thousand) has been recognised as revenue during the year.

In addition, during the year, management has recognised revenue and unbilled receivables amounting to AED 600 million, out of a total proposed claim amount of AED 771 million, which has been acknowledged by the customer, but for which the amount is still under negotiation.

Based on the status of discussions with the counterparties, past payment history and the relationship between the parties, management has assessed that the above amounts are fully recoverable.

Management has exercised significant judgment in estimating the amounts of revenue recognised, and unbilled receivables recoverable, on these projects wherein formal agreements are currently not in place for significant periods of time or where variation claims amounts have not been agreed with the customer. Furthermore, the unbilled receivables on such projects have not been subsequently invoiced or recovered for more than one year, consequently raising uncertainties over the recoverability of these amounts.

15 Available for sale financial assets

| | 2014 AED'000 | 2013 AED'000 |
|--------------------------------|---------------------|---------------------|
| At 1 January | 9,305 | 8,380 |
| Change in fair value (note 26) | (63) | 925 |
| Provision for impairment | (1,250) | - |
| At 31 December | <u><u>7,992</u></u> | <u><u>9,305</u></u> |

Available for sale financial assets includes equity instruments listed in securities markets in the UAE. Such instruments are denominated in AED.

National Marine Dredging Company
(Public Shareholding Company)

Notes to the consolidated financial statements

16 Financial assets at fair value through profit or loss

| | 2014 AED'000 | 2013 AED'000 |
|-------------------------------|-----------------|-----------------|
| At 1 January | 38,282 | 24,399 |
| Change in fair value (note 9) | (10,215) | 13,883 |
| Provision for impairment | (1,250) | - |
| At 31 December | 26,817 | 38,282 |

Financial assets at fair value through profit or loss includes equity instruments listed on securities markets in the UAE. Such instruments are denominated in AED.

17 Cash and cash equivalents

For the purposes of the statement of cash flows, cash and cash equivalents comprise the following:

| | 2014 AED'000 | 2013 AED'000 |
|------------------------|-----------------|-----------------|
| Cash in hand | 997 | 859 |
| Cash at banks | | |
| - current accounts | 144,197 | 210,113 |
| - short term deposits* | 1,248 | 1,303 |
| | 146,442 | 212,275 |

*Deposit accounts have an original maturity of less than 3 months and earn interest at prevailing market rates.

18 Advances from customers

Advances from customers represent advances received in respect of dredging contracts from following projects:

| | 2014 AED'000 | 2013 AED'000 |
|---------------------------|-----------------|-----------------|
| Suez Canal | 186,107 | - |
| Ras Ghurab | 7,260 | - |
| Presidential Palace | 5,847 | - |
| Sarb | 4,869 | - |
| Zakum project | - | 31,706 |
| Gasco project | 1,894 | 3,735 |
| Port of Fujairah project | 898 | 4,180 |
| Water circulation project | 2,221 | 4,029 |
| Takreer carbon project | 932 | 2,847 |
| Other projects | 1,567 | 2,017 |
| | 211,595 | 48,514 |

National Marine Dredging Company
(Public Shareholding Company)

Notes to the consolidated financial statements

19 Trade and other payables

| | 2014 AED'000 | 2013 AED'000 |
|---------------------|-----------------|-----------------|
| Trade payables | 208,700 | 323,751 |
| Accrued liabilities | 394,433 | 406,332 |
| Retentions payable | 26,108 | 28,045 |
| Other payables | 17,994 | 10,665 |
| | <u>647,235</u> | <u>768,793</u> |

Included in other payables is an interest rate swap amounting to AED 143 thousand (2013: AED 227 thousand). The swap agreement is intended to hedge the Group's risk of unfavourable market changes with respect to the floating interest rate on the long term borrowings obtained from commercial banks (refer note 23).

20 Provision for employees' end of service benefits

Movements in the provision are set out below:

| | 2014 AED'000 | 2013 AED'000 |
|--------------------------|-----------------|-----------------|
| At 1 January | 77,549 | 82,756 |
| Charge for the year | 11,874 | 18,094 |
| Payments during the year | (13,751) | (23,301) |
| At 31 December | <u>75,672</u> | <u>77,549</u> |

During the year the Group has contributed a total amount of AED 3,280 thousand (2013: AED 3,392 thousand) towards Abu Dhabi Pension and Retirement Benefits Fund.

21 Dividends payable

Dividends payable represent amounts not claimed by shareholders for previous years.

| | 2014 AED'000 | 2013 AED'000 |
|-------------------------------------|-----------------|-----------------|
| At 1 January | 30,612 | 40,954 |
| Additions during the year (note 27) | 75,000 | 113,924 |
| Payments during the year | (73,620) | (124,266) |
| At 31 December | <u>31,992</u> | <u>30,612</u> |

22 Related party transactions and balances

Identity of related parties

Related parties comprise the Government of Abu Dhabi, Directors, key management personnel and those enterprises over which the Government of Abu Dhabi, Directors, the Group or its affiliates can exercise significant influence or which can exercise significant influence over the Group. In the ordinary course of business the Group provides services to, and receives services from, such enterprises on terms agreed by management.

Transactions with key management personnel

Compensation of key management personnel is as follows:

| | 2014 AED'000 | 2013 AED'000 |
|---|-----------------|-----------------|
| Salaries and other short-term employee benefits | 7,894 | 9,292 |
| Employees' end of service benefits | 432 | 449 |
| | <u>8,326</u> | <u>9,741</u> |

National Marine Dredging Company (Public Shareholding Company)

Notes to the consolidated financial statements

22 Related party transactions and balances *(continued)*

Director's fees and employee bonus

For the year ended 31 December 2014, an amount of Nil (2013: AED 25,000 thousand) has been recommended as director's fees and employee bonus by the Board of Directors at their meeting held on 13 April 2015.

Other related party transactions

Abu Dhabi Municipality ("the Municipality") had granted the Company the right to use the land at the Company's base facilities in Musaffah free of charge. Subsequently, starting 2005 the Municipality charges an amount of AED 240 thousand per annum for the use of this land.

The Group's revenue includes an amount of AED 1,121,762 thousand (2013: AED 1,996,016 thousand) earned from the Government of Abu Dhabi and its departments (refer to note 14).

The below table provides the detail of dealings by NMDC with companies related to the members of the board. All transactions with such related parties were carried out in the normal course of business and as per established policies and procedures.

| Name of Company | Nature of transactions | Transactions in 2014 (AED) | Transactions in 2013 (AED) |
|------------------------------------|------------------------|----------------------------|----------------------------|
| Al Khazna Insurance Company | Insurance Services | 12,470,607 | 10,331,243 |
| Al Jazira Sports and Cultural Club | Sponsorships | 4,166,667 | 7,500,000 |
| Al Jazira Sports and Cultural Club | Services | 508,250 | 184,750 |
| Electromechanical Company | Services | 10,128 | 1,726 |
| Agthia Group | Supplies | 1,200,894 | 1,431,028 |

23 Loans and borrowings

| | 2014 AED'000 | 2013 AED'000 |
|--|-----------------|-----------------|
| Revolving Mudaraba facility ¹ | 350,000 | 583,482 |
| Commodity Murabaha ² | 129,644 | 249,995 |
| Ijarah Muntahia Bitamleek ³ | 61,239 | - |
| | <u>540,883</u> | <u>833,477</u> |
| | 2014 AED'000 | 2013 AED'000 |
| Current portion | 405,115 | 422,612 |
| Non-current portion | 135,768 | 410,865 |
| | <u>540,883</u> | <u>833,477</u> |

¹Revolving Mudaraba Facilities:

Facility 1

In 2013, the Company obtained a revolving Mudaraba facility from a commercial bank amounting to AED 350 million to finance the working capital requirements for projects executed by the Company. As per the facility agreement the bank is entitled to a profit of 1 Month EIBOR + Margin. The facility is repayable within one year from the draw down date. The facility is secured against the irrevocable and unconditional assignment of project receipts in favour of the bank. As at 31 December 2014, the balance outstanding on the facility amounted to AED 350 million (31 December 2013: AED 350 million).

National Marine Dredging Company (Public Shareholding Company)

Notes to the consolidated financial statements

23 Loans and borrowings *(continued)*

²*Commodity Murabaha*

Facility 2

In 2013, the Company has availed an amount of AED 233 million from a commercial bank to finance the working capital requirements of projects executed by the Company. The amount was repayable on realisation of the invoices against which the facility is obtained or two years from the date of first draw down of the underlying tranche and carried a profit of 3 Months EIBOR + Margin. The facility was secured against the assignment of proceeds from projects financed under the facility, in favour of the bank. During the year, the Company has settled the facility.

Facility 3

In April 2012, to facilitate the purchase of shareholding in Emarat Europe Fast Building Technology Factory LLC, the Company obtained a commodity murabaha facility from a bank amounting to AED 108 million for a period of three years. The bank is entitled to a profit equal to 3 months EIBOR + margin. The principal amount is to be repaid in four quarterly instalments commencing from two years of the draw down. The first three instalments of AED 6.75 million each are payable quarterly, commencing 2 years from the draw down date. The Company has an option to repay the remaining amount of AED 81 million in one tranche as the fourth instalment, or to enter into a new murabaha agreement for AED 81 million. The facility is secured against a corporate guarantee from Emarat Europe Fast Building Technology Factory LLC covering the facility amount of AED 108 million. During the year, the Company settled the facility in full and replaced this facility with another Mudaraba facility (*refer facility 4 below*) with another commercial bank.

Facility 4

In 2014, the Company obtained a Commodity Murabaha facility from a commercial bank amounting to AED 108 million to replace facility 3. As per the facility agreement the bank is entitled to a profit of 1 Month EIBOR + Margin. The principal amount is to be repaid in thirty six monthly instalments of AED 2.25 million each, commencing from the draw down date. The Company has an option to repay the remaining amount of AED 29 million in one tranche as the thirty sixth instalments, or to enter into a new commodity murabaha agreement for AED 29 million. As at 31 December 2014, the balance outstanding on the facility amounted to AED 95 million (*31 December 2013: AED 108 million*).

In 2013, the Company obtained a commodity murabaha facility to facilitate the purchase of items of property, plant and equipment, from a bank amounting to AED 100 million for a period of three years. The bank is entitled to a profit equal to 3 Months EIBOR + Margin. The principal amount is to be repaid in twelve quarterly instalments commencing from the draw down. As at 31 December 2014 the balance outstanding amounted to AED 35 million (*31 December 2013: 63 million*).

³*Ijarah Muntahia Bitamleek*

During 2013, to facilitate the purchase of items of property, plant and equipment, the Company obtained Ijarah Muntahia Bitamleek facility from a commercial bank amounting to AED 87 million for a period of three years. The bank is entitled to a profit equal to 3 Months EIBOR + Margin. The principal amount is to be repaid in eleven quarterly instalments of AED 4.37 million each, commencing from the draw down date. The Company has an option to repay the remaining amount of AED 39 million in one tranche as the twelfth instalment, or to enter into a new Ijarah Muntahia Bitamleek agreement for AED 39 million. As at 31 December 2014, the outstanding balance amounted to AED 61 million (*31 December 2013: 79 million*).

Interest rate swap

During the year, the Company has entered into interest rate swap agreement with commercial banks to hedge against the risk of unfavourable market changes with respect of the floating interest rate on the long term borrowings.

National Marine Dredging Company
(Public Shareholding Company)

Notes to the consolidated financial statements

24 Share capital

| | 2014 AED'000 | 2013 AED'000 |
|---|-----------------|-----------------|
| Authorised, issued and fully paid: 250,000,000 (2013:227,848,502) ordinary shares of AED 1 each (refer note 25) | <u>250,000</u> | <u>227,849</u> |

25 Share premium / additional share capital

On 4 February 2010, the Company and Tasameem Real Estate LLC ("Tasameem") entered into an agreement according to which the Company was to issue 50,000,000 convertible bonds to Tasameem to be converted into 50,000,000 equity shares of the Company at AED 7.83 per share over a period of four years. The issue and the conversion of these bonds were to take place as per the schedule stated in the agreement and set out below.

The table set out below represents schedule for the issue of the bonds and the conversion thereof into equity shares:

| Issue No. | Issue Date as Per Agreement | Conversion Date | Issue Value AED | Number of shares to be issued | Settlement method |
|-----------|-----------------------------|-----------------|--------------------|-------------------------------|---|
| 1 | 2 February 2010 | 15 March 2010 | 131,330,664 | 16,772,753 | Transfer of property, plant and equipment |
| 2 | 30 January 2011 | 15 March 2011 | 86,723,112 | 11,075,749 | Cash |
| 3 | 30 January 2012 | 15 March 2012 | 86,723,112 | 11,075,749 | Cash |
| 4 | 30 January 2013 | 15 March 2013 | 86,723,112 | 11,075,749 | Cash |
| | | Total | 391,500,000 | 50,000,000 | |

In accordance with the above, the Company issued 16,773 and 11,076 thousand convertible bonds to Tasameem in 2010 and 2011, respectively, for a total consideration of AED 218,054 thousand. These bonds were converted to 27,849 thousand equity shares of the Company at the face value of AED 1 per share resulting in an increase in the Company's share capital by AED 16,773 thousand in 2010 and AED 11,076 thousand in 2011. On 29 November 2013, Company issued the balance 22,151 thousand convertible bonds to Tasameem for a total consideration of AED 173,446 thousand, representing issue number 3 and 4 set out in the table below. These bonds were converted to 22,151 thousand equity shares of the Company at the face value of AED 1 per share resulting in an increase in the Company's share capital by AED 22,151 thousand in 2014.

The excess of the consideration over the face value of the equity shares issued, as set out below, has been recorded as share premium:

| | AED'000 |
|----------------------------|----------------|
| Par value of shares issued | 50,000 |
| Share premium | 341,500 |
| | <u>391,500</u> |

Pursuant to the Ministerial Decree No. (71) of 2014 and the Board of Directors decision circulated on 22 January 2014, the Company's Board of Directors have approved the increase of its share capital from 227,848,502 shares to 250,000,000 shares. Accordingly the share capital of the Company is increased by 22,151,498 shares with AED 1 par value which were authorised, issued and fully paid. These additional shares were subsequently listed on the Abu Dhabi Stock Exchange.

National Marine Dredging Company
(Public Shareholding Company)

Notes to the consolidated financial statements

26 Reserves

| | Legal reserve AED'000 | Asset replacement reserve AED'000 | Regulatory reserve AED'000 | Cumulative translation adjustment AED'000 | Unrealised loss on interest rate swap AED'000 | Unrealised gain on available for sale financial assets AED'000 | Total AED'000 |
|---|--------------------------|--|----------------------------------|--|--|--|------------------|
| At 1 January 2013 | 113,924 | 595,000 | 20,000 | - | - | 6,074 | 734,998 |
| Change in fair value of available for sale financial assets (<i>refer note 15</i>) | - | - | - | - | - | 925 | 925 |
| Fair value loss on interest rate swap | - | - | - | - | (227) | - | (227) |
| At 31 December 2013 | 113,924 | 595,000 | 20,000 | - | (227) | 6,999 | 735,696 |

| | Legal reserve AED'000 | Asset replacement reserve AED'000 | Regulatory reserve AED'000 | Cumulative translation adjustment AED'000 | Unrealised loss on interest rate swap AED'000 | Unrealised gain on available for sale financial assets AED'000 | Total AED'000 |
|---|--------------------------|--|----------------------------------|--|---|---|------------------|
| At 1 January 2014 | 113,924 | 595,000 | 20,000 | - | (227) | 6,999 | 735,696 |
| Transfer to legal reserve | 11,076 | - | - | - | - | - | 11,076 |
| Change in fair value of available for sale financial assets (<i>refer note 15</i>) | - | - | - | - | - | (63) | (63) |
| Fair value gain on interest rate swap | - | - | - | - | 84 | - | 84 |
| Cumulative translation adjustment | - | - | - | (30) | - | - | (30) |
| At 31 December 2014 | 125,000 | 595,000 | 20,000 | (30) | (143) | 6,936 | 746,763 |

Legal reserve

In accordance with Article 255 of the UAE Federal Law No.8 of 1984 (as amended), 10% of the annual profit of the Company is transferred to a non-distributable legal reserve. Transfers to this reserve are required to be made until such time as it equals 50% of the paid up share capital of the Company.

Asset replacement reserve

This reserve represents an appropriation from the annual profit, at the discretion of the Board of Directors with the approval of the General Assembly, to facilitate the financing of dredgers and support craft and other major items of property, plant and equipment. No appropriation was made from the current or prior year profit.

Regulatory reserve

Transfers to and from the regulatory reserve are made at the discretion of the Board of Directors with the approval of the General Assembly and in accordance with the powers granted by the Articles of Association. This reserve may be used for such purposes as the Board of Directors deem necessary for the Company's activities. No appropriation was made from the current or prior year profit.

National Marine Dredging Company
(Public Shareholding Company)

Notes to the consolidated financial statements

27 Proposed dividend

At the Annual General Meeting held on 29 April 2014, the shareholders approved dividend for the year ended 31 December 2013 of AED 0.3 per share, amounting to AED 75,000 thousand to the shareholders whose names were included in the register of members as at 29 April 2014. The Board of Directors at the meeting held on 13 April 2015, recommended a final dividend of AED Nil per share, for the year ended 31 December 2014 amounting to AED Nil (2013: AED 0.30 amounting to AED 75,000 thousand) for the Company's shareholders.

28 Financial instruments

(a) Credit risk

Exposure to credit risk

The carrying amount of financial assets represents the maximum credit exposure. The maximum exposure to credit risk at the reporting date was:

| | Note | Carrying amount | |
|-----------------------------|------|-----------------|-----------------|
| | | 2014 AED'000 | 2013 AED'000 |
| Trade and other receivables | 14 | 3,036,696 | 3,078,582 |
| Cash at banks | 17 | 145,445 | 211,416 |

Receivables ageing

| | Gross 2014 AED'000 | Impairment 2014 AED'000 | Gross 2013 AED'000 | Impairment 2013 AED'000 |
|-----------------------|--------------------------|-------------------------------|--------------------------|-------------------------------|
| Not past due | 190,716 | - | 319,679 | - |
| Past due 0-90 days | 121,821 | - | 40,232 | - |
| Past due 91-180 days | 18,358 | - | 13,499 | - |
| Past due 181-360 days | 46,258 | - | 183,314 | - |
| More than 1 year | 237,473 | 67,989 | 69,220 | 36,674 |
| Total | 614,626 | 67,989 | 625,944 | 36,674 |

Based on historical default rates, the Group believes that no impairment provision is necessary in respect of trade receivables past due but not provided, as the amounts are owed by the Government of Abu Dhabi or other customers that have a good payment record with the Group.

The movement in the provision for impairment in respect of amounts due from customers during current year was as follows:

| | 2014 AED | 2013 AED |
|--|---------------|---------------|
| At 1 January | 36,674 | 37,341 |
| Provision for impairment | 31,315 | - |
| Reversals of provision during the year | - | (667) |
| At 31 December | 67,989 | 36,674 |

National Marine Dredging Company
(Public Shareholding Company)

Notes to the consolidated financial statements

28 Financial instruments (continued)

(b) Liquidity risk

The following are the contractual maturities of financial liabilities including estimated interest payments:

31 December 2014

| | Note | Carrying value AED'000 | Contractual cash flows AED'000 | 1 year year or less AED'000 | More than 1 year AED'000 |
|--|------|---------------------------|-----------------------------------|-----------------------------------|--------------------------------|
| Derivative financial liabilities | | | | | |
| Interest rate swap used for | | | | | |
| Hedging | 19 | 84 | 84 | 84 | - |
| Non-derivative financial liabilities | | | | | |
| Trade and other payables | 19 | 252,802 | 252,802 | 252,802 | - |
| Provision for employees' end of service benefits | 20 | 75,672 | 75,672 | 75,672 | - |
| Loans and borrowings | 23 | 540,883 | 540,883 | 405,115 | 135,768 |
| | | <u>869,441</u> | <u>869,441</u> | <u>733,673</u> | <u>135,768</u> |

31 December 2013

| | Note | Carrying value AED'000 | Contractual cash flows AED'000 | 1 year year or less AED'000 | More than 1 year AED'000 |
|--|------|---------------------------|-----------------------------------|-----------------------------------|--------------------------------|
| Derivative financial liabilities | | | | | |
| Interest rate swap used for | | | | | |
| Hedging | 19 | 227 | 227 | 227 | - |
| Non-derivative financial liabilities | | | | | |
| Trade and other payables | 19 | 362,461 | 362,461 | 362,461 | - |
| Provision for employees' end of service benefits | 20 | 77,549 | 77,549 | 77,549 | - |
| Loans and borrowings | 23 | 833,477 | 833,477 | 422,612 | 410,865 |
| | | <u>1,273,714</u> | <u>1,273,714</u> | <u>862,849</u> | <u>410,865</u> |

(c) Market risk

Exposure to interest rate risk

At the reporting date the interest rate profile of the Group's interest-bearing financial instruments was:

| | Note | 2014 AED'000 | 2013 AED'000 |
|-----------------------|------|-----------------|-----------------|
| Financial liabilities | 23 | <u>540,883</u> | <u>833,477</u> |

At 31 December 2014, if interest rates on borrowings had been 100 basis points higher with all other variables held constant, borrowing costs for the year would have been AED 5,401 thousand higher, mainly as a result of higher interest expense (2013: AED 8,335 thousand).

The Group pays interest on financial liabilities at the prevailing market rates.

National Marine Dredging Company
(Public Shareholding Company)

Notes to the consolidated financial statements

28 Financial instruments (continued)

Other market price risk

Investments of the Group comprise equity instruments listed on securities markets in the UAE. Certain of these equity instruments are classified as financial assets at fair value through profit or loss or are designated as such upon initial recognition. The other investments are classified as available for sale investments. The following table demonstrates the sensitivity of the Group's equity and profit or loss to a 5% increase in the price of its equity holdings, assuming all other variables remain constant:

(c) **Market risk (continued)**

| | Effect on profit or loss AED'000 | Effect on equity AED'000 |
|--|--|--------------------------------|
| 31 December 2014 | | |
| Effect of change in fair value of available for sale financial assets | - | 400 |
| Effect of change in fair value of financial assets at fair value through profit or loss | <u>1,341</u> | <u>-</u> |
| 31 December 2013 | | |
| Effect of change in fair value of available for sale financial assets | - | 465 |
| Effect of change in fair value of financial assets at fair value through profit or loss | <u>1,914</u> | <u>-</u> |

A 5% decrease in the price of Group's equity holding at reporting date would have had equal but opposite effect assuming all other variables remain constant.

(d) **Fair value hierarchy**

The table below analyses financial instruments carried at fair value, by valuation method. The different levels have been defined as follows:

Level 1: quoted prices (unadjusted) in active markets for identical assets or liabilities

Level 2: inputs other than quoted prices included within Level 1 that are observable for the asset or liability, either directly (i.e. as prices) or indirectly (i.e. derived from prices)

Level 3: inputs for the asset or liability that are not based on observable market data (unobservable inputs).

| | Level 1 | Level 2 | Level 3 | 2014 AED'000 Total |
|--|---------------|-------------|----------|--------------------------|
| Available for sale financial assets | 7,992 | - | - | 7,992 |
| Financial assets at fair value through profit or loss | 26,817 | - | - | 26,817 |
| Derivative financial instrument – interest rate swap | - | (63) | - | (63) |
| | <u>34,809</u> | <u>(63)</u> | <u>-</u> | <u>34,746</u> |

National Marine Dredging Company
(Public Shareholding Company)

Notes to the consolidated financial statements

28 Financial instruments (continued)

(d) *Fair value hierarchy (continued)*

| | 2013 AED'000 | | | |
|---|-----------------|--------------|----------|---------------|
| | Level 1 | Level 2 | Level 3 | Total |
| Available for sale financial assets | 9,305 | - | - | 9,305 |
| Financial assets at fair value through profit or loss | 38,282 | - | - | 38,282 |
| Derivative financial instrument – interest rate swap | - | (227) | - | (227) |
| | <u>47,587</u> | <u>(227)</u> | <u>-</u> | <u>47,360</u> |

(e) *Accounting classification and fair values of financial assets and liabilities*

Due to short term nature of the Group's financial assets and financial liabilities, the fair values of the Group's financial instruments are not materially different from their carrying amounts.

29 Contingencies and commitments

| | 2014 AED'000 | 2013 AED'000 |
|-------------------|------------------|------------------|
| Guarantees | <u>1,475,373</u> | <u>1,352,099</u> |
| Letters of credit | <u>15,861</u> | <u>16,581</u> |

30 Accounting estimates and judgements

In the process of applying the Group's accounting policies, which are described in note 3, management has made the following judgements that have the most significant effect on the amounts of assets and liabilities recognised in the consolidated financial statements. Estimates and judgements are continually evaluated and are based on historical experience and other factors, including expectations of future events that management believe to be reasonable under the circumstances.

(a) *Contract revenue*

Revenue from construction contracts is recognised in statement of profit or loss when the outcome of the contract can be reliably estimated. The measurement of contract revenue is affected by a variety of uncertainties (including cost estimation and surveys of work performed) that depend on the outcome of future events.

As stated in note 3(b) to the consolidated financial statements, revenue is recognised in the statement of comprehensive on the basis of stage of completion of the contracts. The stage of completion can be measured by various methods. The management uses one of the following methods that measures reliably the actual work performed on the contract, depending on the nature of the contract:

- Surveys of work performed; or
- the proportion that costs incurred to date bear to the estimated total costs of the contract.

National Marine Dredging Company

(Public Shareholding Company)

Notes to the consolidated financial statements

30 Accounting estimates and judgements *(continued)*

(a) *Contract revenue*

Furthermore, revenue on certain projects (those for which signed contracts are not in place) is recognised by applying minimum recoverable rates expected to the actual quantities dredged or the related works performed. These rates are derived based on the management's best estimates of the amounts expected to be recovered upon final customer approval.

The above estimates often need to be revised as events occur and uncertainties are resolved. Therefore, the amount of contract revenue recognised may increase or decrease from period to period.

(b) *Impairment losses on receivables*

The Group reviews its receivables to assess impairment at least on an annual basis. The Group's credit risk is primarily attributable to its trade receivables. In determining whether an impairment loss should be recorded in statement of profit or loss, the Group makes judgements as to whether there is any observable data indicating that there is a measurable decrease in the estimated future cash flows. Accordingly, an allowance for impairment is made where there is an identified loss event or condition which, based on previous experience, is evidence of a reduction in the recoverability of the cash flows.

(c) *Unbilled receivables*

As described in note 3(h) (i), unbilled receivables represent amounts relating to work performed which is yet to be billed to customers. Unbilled receivables are measured by applying the minimum recoverable rates expected, to the actual quantities dredged or the related works performed. Management believes that all unbilled receivables are collectible within twelve months from the reporting date and accordingly the balance is classified under current assets. Significant judgements are involved in management's assessment of the amounts of revenue and unbilled receivables recognised and the recoverability of these amounts. These judgements may need to be revisited as events occur and accordingly any changes thereon will have a significant impact on the amount of revenue recognized and unbilled receivables in these consolidated financial statements. The Group receives lump sum payments from certain clients in settlement of outstanding invoices and as advance for several ongoing projects. The allocation of proceeds against invoices and unbilled receivables is determined based on management's judgement.

(d) *Depreciation on property, plant and equipment*

Management assigns useful lives and residual values to the items of property, plant and equipment based on the intended use of the assets and the expected economic lives of those assets. Subsequent changes in circumstances such as technological advances or prospective utilisation of the assets concerned could result in the actual useful lives or residual values differing from the initial estimates. Management has reviewed the residual values and useful lives of the major items of property, plant and equipment and have determined that no adjustment is necessary.

The Group specifically tests annually whether the useful life of dredgers is reasonable. The revision is based on the technical assessment carried by the Group's engineers.

During 2013, management reassessed the useful lives and the residual values of the major items of property, plant and equipment and based on such a reassessment, determined that the estimated useful lives of marine and earth moving equipment needs to be revised. As a result of this reassessment, the estimated useful lives of marine equipment were revised from 4 - 20 years to 5 - 25 years and those on earth moving equipment were revised from 3 - 4 years to 4 - 6 years. In addition, a residual value of 5% has been taken into consideration. Accordingly, depreciation for the previous year has been recognised based on the remaining net book value and the remaining useful lives of the assets. As a result of this change in estimate depreciation expense for the current year is lower by AED 66 million (2013: AED 70 million).

National Marine Dredging Company

(Public Shareholding Company)

Notes to the consolidated financial statements

30 Accounting estimates and judgements (continued)

- (e) *Impairment in respect of available for sale financial assets*
An impairment loss in respect of an available-for-sale financial asset is calculated by reference to its fair value. In assessing whether the decrease in the fair value of available for sale financial assets require impairment losses to be recorded in statement of profit or loss, the Group makes judgement as to whether the decline in fair value is significant or prolonged. The Group estimates, that generally under normal conditions, any decline in fair value in excess of a threshold of 20 percent will be considered as significant.
- (f) *Provision for slow moving and obsolete inventory*
The Group tests annually whether the provision for slow moving and obsolete inventories is adequate. If deemed necessary, the provision is revised based on an annual technical study carried out by the Group's engineers and approved by Management.
- (g) *Impairment of goodwill*
The Company tests annually whether goodwill has suffered any impairment. This requires an estimation of the recoverable amount of the cash generating units to which the goodwill is allocated.
- (h) *Impairment of other intangible assets*
The Company assesses for indicators of impairment of other intangible assets at each reporting period. In determining whether impairment losses should be recorded, the Company makes judgements as to whether there is any observable data indicating that there is a measurable decrease in the estimated future cash flows. Accordingly, an allowance for impairment is made where there is an identified loss event or condition which, based on previous experience, is evidence of a reduction in the recoverability of the cash flows.

31 Business and geographical segments

A majority of the Group's revenue is generated from marine dredging contracts and associated works carried out for the Government of Abu Dhabi and in the territorial waters of the UAE.

32 Provision for liquidation of bank guarantees

During the year, the Group had issued a performance guarantee to Hyundai Engineering and Construction Company Limited (the "customer") for QEZ3 new port project, Qatar amounting to QAR 13,150,000. However, due to contractual disputes between the Group and the customer, the customer has submitted an application for liquidation of the performance guarantee and the guarantee was liquidated in February 2015. Since the guarantee has been liquidated, the Group has made a specific provision for QAR 13,150,000.

National Marine Dredging Company
(Public Shareholding Company)

Notes to the consolidated financial statements

Schedule I

Property, plant and equipment

| | Building and base facilities AED'000 | Dredgers AED'000 | Support vessels, boosters and pipelines AED'000 | Plant, machinery and motor vehicles AED'000 | Office equipment & furniture AED'000 | Capital work in progress AED'000 | Total AED'000 |
|----------------------------|---|---------------------|---|---|---|---|------------------|
| Cost | | | | | | | |
| At 1 January 2013 | 150,309 | 1,116,714 | 1,020,978 | 511,886 | 38,642 | 81,584 | 2,920,113 |
| Additions | 26,163 | 4,847 | 31,594 | 28,133 | 8,150 | 179,174 | 278,061 |
| Transfers | 19,822 | 20,967 | 185,721 | - | 5,776 | (232,286) | - |
| Write-off/ disposals | (80) | (853) | (14,360) | (5,797) | (731) | - | (21,821) |
| At 31 December 2013 | 196,214 | 1,141,675 | 1,223,933 | 534,222 | 51,837 | 28,471 | 3,176,352 |
| At 1 January 2014 | 196,214 | 1,141,675 | 1,223,933 | 534,222 | 51,837 | 28,471 | 3,176,352 |
| Additions | 496 | 94 | 41,126 | 2,484 | 5,991 | 27,183 | 77,374 |
| Transfers | 5,547 | 19,287 | 6,963 | - | 5,428 | (37,225) | - |
| Write-off/ disposals | - | (176) | (26,059) | (30,085) | (792) | (26) | (57,138) |
| At 31 December 2014 | 202,257 | 1,160,880 | 1,245,963 | 506,621 | 62,464 | 18,403 | 3,196,588 |
| Depreciation | | | | | | | |
| At 1 January 2013 | 45,418 | 751,429 | 587,254 | 183,128 | 18,971 | - | 1,586,200 |
| Charge for the year | 14,365 | 37,515 | 77,559 | 69,086 | 7,117 | - | 205,642 |
| Write-off/ disposals | (80) | (842) | (14,326) | (4,491) | (709) | - | (20,448) |
| At 31 December 2013 | 59,703 | 788,102 | 650,487 | 247,723 | 25,379 | - | 1,771,394 |
| At 1 January 2014 | 59,703 | 788,102 | 650,487 | 247,723 | 25,379 | - | 1,771,394 |
| Charge for the year | 14,655 | 36,776 | 73,299 | 44,114 | 13,223 | - | 182,067 |
| Write-off/ disposals | - | (170) | (26,047) | (25,374) | (735) | - | (52,326) |
| At 31 December 2014 | 74,358 | 824,708 | 697,739 | 266,463 | 37,867 | - | 1,901,135 |
| Carrying amounts | | | | | | | |
| At 31 December 2013 | 136,511 | 353,573 | 573,446 | 286,499 | 26,458 | 28,471 | 1,404,958 |
| At 31 December 2014 | 127,899 | 336,172 | 548,224 | 240,158 | 24,597 | 18,403 | 1,295,453 |